

INTERCOM SPECIFICATIONS




E1



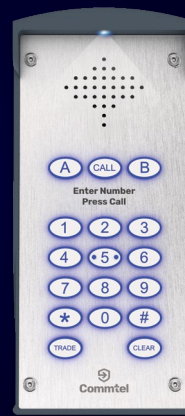
E1K




E2K



E3K



E10K



E100K
E500K

DEFINED BY CONNECTION.
Dedicated to Support.

Designed to integrate seamlessly with automated gates, doors and barriers, each unit comes ready to work straight out of the box. Optimus keeps communication clear and control in your hands.

Manage Your Commtel Intercom Remotely:

You can download the Commtel CONFIG app and the Commtel CONTROL app for free, from Android or iOS app stores.



Commtelex CONFIG App

Simplify setup and management, remotely program all Commtelex intercoms with the CONFIG app.



Commtelex CONTROL App

Remotely control and configure your system, including Open, Hold, and Close, directly from the Commtelex Control App.

Key Features & Benefits

Reliable Call Routing: Divert each call through up to 3 landline or mobile numbers. Residents can grant access from anywhere by simply pressing the # key on their phone.

Flexible Access Control: Built-in keypad* and dial-to-open functionality support up to 500 entry codes and 500 authorised numbers - ideal for managing both regular and restricted access.

Activity Logs: Download the last 10,000 events to monitor who entered, when and how - a clear audit trail for added peace of mind**.

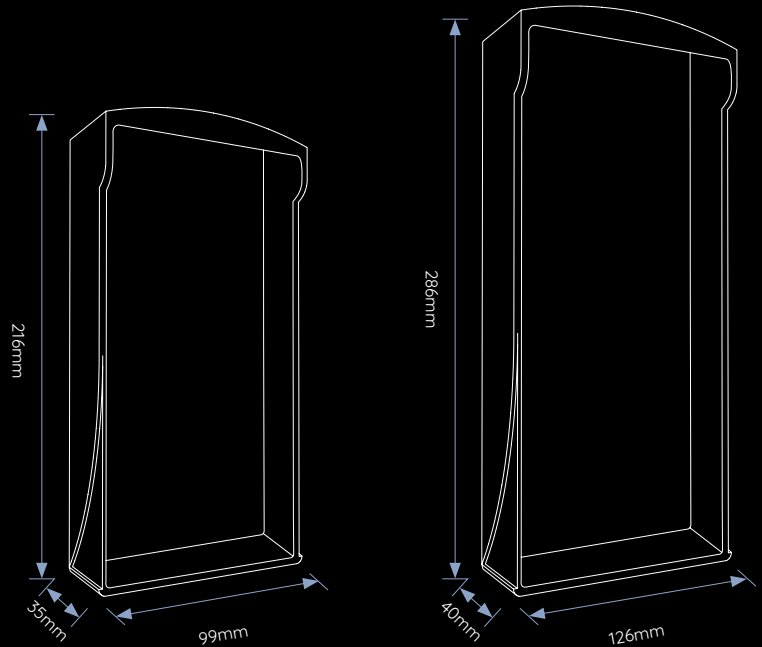
Quick, No-Fuss Installation: Minimal cabling required. Just plug in the power supply, connect relays, pop in a SIM and register to the mobile network — no need to access individual properties.

Programmable Time Profiles: Integrated time clock allows for three customisable schedules, perfect for timed access, trade hours or restricted entry.

* Except for the E1.

** Via our Cirrus platform or support team.
Charges may apply.

Surface Mounted – Moulded Back Box



E1 | E1K | E2K | E3K | E10K

E100K | E500K

Features	E1	E1K	E2K	E3K	E10K	E100K	E500K
Connectivity	4G	4G	4G	4G	4G	4G	4G
No. of users / call buttons	1	1	2	3	10	100	500
No. of call diverts	3	3	3	3	3	3	3
Backlit, vandal-resistant keypad	N	Y	Y	Y	Y	Y	Y
OLED display with scrolling navigation	N	N	N	N	N	Y	Y
No. of entry codes	N/A	100	100	100	100	200	500
No of Dial to Open numbers	100	100	100	100	100	200	500
Auxiliary-triggered SMS alerts	Y	Y	Y	Y	Y	Y	Y
Recurring SMS Alerts	Y	Y	Y	Y	Y	Y	Y
Time clock with 9 profiles	Y	Y	Y	Y	Y	Y	Y
LED downlight	Y	Y	Y	Y	Y	Y	Y
Trade Button	N	Y	Y	Y	Y	Y	Y
Downloadable Activity Logs*	Y	Y	Y	Y	Y	Y	Y
2-year return-to-manufacturer warranty	Y	Y	Y	Y	Y	Y	Y

*Activity logs can be downloaded via our Cirrus programming software or upon request from our programming team. Charges may apply.

Technical Specifications		
Construction	Faceplate	316 marine grade stainless steel faceplate & Stainless steel security screws.
	Housing	High strength, low-profile, anthracite grey alloy cast back box.
	Mounting	Surface mounted.
Physical	LED Downlight	Adjustable brightness: 1 - 9 levels. Connected to keypad brightness.
Power & Electrical	Power Supply	12V 1A DC PSU fitted with a 3A fuse. (supplied, dedicated to the Commtel Optimus product)
	Power Consumption	120mA idle @ 12V
	Relays	3: 1x 2A, 2x 200mA
	Relay Activation Time	1 - 240 seconds, adjustable remotely.
	Auxiliary Inputs	2x Volt free auxiliary inputs The auxiliary input is for volt free exit release type buttons only. Damage will result if feeding voltage or any other item that is not a volt free contact.
Audio	Telephone Type	Standard DTMF (Dual Tone Multi Frequency)
	Volume	Adjustable 1 - 9 levels
Keypad	Backlighting	Adjustable brightness: 1 - 9 levels. 7 programmable colours.
	Timed Trade Button	Can be programmed using the on-board time clock.
Programming	Programming Methods	Remotely programmable via CONFIG app, Cirrus portal & SMS.
	Operating Commands	All relay commands are configurable via our dedicated programming App (4G only), remotely or locally via software, with the ability to Pulse, Latch, Unlatch and Toggle. # pulses RL1 1# pulses RL1 2# pulses RL2 3# latches RL3 6# unlatches RL3
Time & Alerting	Time Clock	The on-board time clock enables custom profile functions to be activated. Functions include but are not limited to trade button, auxiliary input (via relay), timed latch, call diverts, entry codes, event alerts, service reminders, and more.
	Event Alerts	Receive an SMS notification when a specific event takes place, such as when a particular code is entered or a designated relay is activated.
	Recurring Alerts	Schedule automatic SMS messages to be sent to up to 10 numbers on a chosen date and time – perfect for service reminders, PAYG SIM balance alerts, or regular maintenance prompts.
	Auxiliary Alerts	Receive an SMS notification whenever the AUX input is triggered – ideal for monitoring events like door contacts, loop detectors or other connected devices.

Technical Specifications (continued)

Capacity	Authorised Dial-to-open	Calling the unit, from an authorised telephone number, activates a predetermined relay. E1, E1K, E2K, E3K, E10K – up to 100 numbers E100K – up to 200 numbers E500K – up to 500 numbers
	Entry Codes	400 codes can be stored. Entering a pre-programmed code activates the specified relay.
	SMS Commands (Text to Open)	Control your entry equipment remotely via text – programme up to 7 SMS commands to open, latch, unlatch or toggle the relays as needed. The intercom sends a confirmation reply when using SMS commands or programming via the app/SMS. These replies may incur charges and can be switched off by contacting your installer or our technical support team.
Hubs Kits	Connection	Maximum 2x door stations per hub. Use 8 Core Cable: Twisted pair Mic Twisted pair Speaker Twisted pair CAN Twisted pair Power 300m per cable run (max).
	Programming	When using a Hub Kit, the call points on each connected door station are mirrored – meaning button 1 on one unit will call the same number as button 1 on the other, and so on. If one unit has more buttons than the other, any additional buttons will function independently and follow their own programming.
Connectivity	Network Capability	4G - VoLTE, backwards compatible with 2G and 3G.
	SIM Card	Micro SIM Card* (Commtel SIM provided upon request and is subject to activation order).
	Antenna	1x 4G PUK antenna with 2m lead and 90° MMCX connection. (1m lead available upon request. Longer leads are available at additional cost and longer lead time).
Regulatory & Support	Warranty	Two-year return to manufacturer warranty via distributor.

* Micro SIM Card. (Commtel SIM provided upon request and is subject to activation order).

We're Here to Support You

If you require further guidance, please don't hesitate to reach out to our trusted technical support team. We're committed to ensuring a smooth setup process.

You can reach us by calling +44(0)1306 710120 – Option 1, or email: support@commtel.io

EU CE Declaration of Conformity and Radio Equipment Directive is available at www.commtel.io | GB-RH10 9RB



Raising Standards
Advancing Safety