

# COMMTEL CONTROL APP GUIDE


The Comm.tel CONTROL app lets you operate your entry equipment using simple SMS commands, giving you secure access control straight from your phone.

The app is free to download on iOS and Android.


## Before You Start

- Your mobile number must be added as an authorised dial-to-open number for the app to work. This is done through the **Comm.tel CONFIG** app by your Installer.
- Download the **Comm.tel CONTROL** app from your app store (Apple or Google), or click the relevant icon to the right.
- Tap the Safety Message link at the bottom of the screen to review important safety information. (Please read this carefully before using the app).

## Getting Set Up

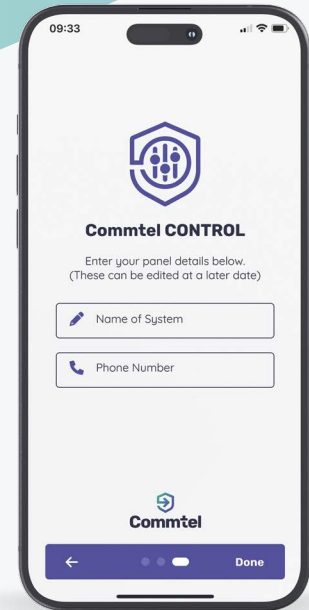
1. Use the settings icon  to update the unit's phone number or adjust command words.
2. Tap the **+** button in the bottom right of the home screen to add additional Comm.tel intercoms.

## Tips & Help

- Tap the  icon in the top right corner of each screen for extra guidance.
- Visit [www.commtel.io](http://www.commtel.io) and head to the **Support** tab for FAQs.

Use of the Comm.tel CONTROL App may depend on your site, check with your Managing Agent or Installer.

**Please Note:** this app is only compatible with SIM-connected intercoms, not landline-based systems.



Comm.tel CONTROL App

